

Pronto™ Changeable Copy



I = In stock (see pricing table - page 154)

MODERN

ABCDEFGHIJKLMNOPQRSTUVWXYZ

1234567890.,:;-&¢\$?!'"" ¼ ½ % + # () / @

LETTER HEIGHT	PANEL HEIGHT	AVG. PANEL WIDTH	Black	Red	White	Blue	Green
3"	3⅞"	2⅜"	I	I	I	I	I
4	4⅞"	3	I	I	I	I	I
6	6⅞"	4	I	I	I	I	I
8 on 9	8⅞"	5½"	I	I	not available		
8	9⅞"	5½"	I	I	I	I	I
10	11⅞"	6¾"	I	I	not available		

ADM

ABCDEFGHIJKLMNOPQRSTUVWXYZ

1234567890.,:;-&¢\$?!'"" ¼ ½ + # () % / @

LETTER HEIGHT	PANEL HEIGHT	AVG. PANEL WIDTH	Black	Red	White	Blue	Green
4"	4⅞"	3½"	I	I	I	I	I
6	6⅞"	4⅞"	I	I	I	I	I
8 on 9	8⅞"	6¾"	I	I	not available		
8	9⅞"	6¾"	I	I	I	I	I
10	11⅞"	7½"	I	I	not available		

CONDENSED

ABCDEFGHIJKLMNOPQRSTUVWXYZ

1234567890.,:;-&¢\$?!'"" ¼ ½ + # () % / @

LETTER HEIGHT	PANEL HEIGHT	AVG. PANEL WIDTH	Black	Red	White	Blue	Green
4"	4⅞"	2⅞"	I	I	I	I	I
6	6⅞"	3¼"	I	I	I	I	I
8 on 9	8⅞"	4⅞"	I	I	not available		
8	9⅞"	4⅞"	I	I	I	I	I
10	11⅞"	5½"	I	I	not available		

IMPORTANT NOTE:

To order, you need both Letter Height and Panel Height



AD

**ABCDEFGHIJKLMNOPQRSTUVWXYZ
1234567890.,: - & ¢ \$? ! ' " " % /**

LETTER HEIGHT	PANEL HEIGHT	AVG. PANEL WIDTH	Black	Red	White	Blue	Green
4"	4 7/8"	3 1/2"					
6"	6 7/8"	4 5/8"					
8"	9 7/8"	6 3/4"					

ALTERNATE TONED

**ABCDEFGHIJKLMNOPQRSTUVWXYZ
1234567890.,: - & ¢ \$? ! ' " " /**

LETTER HEIGHT	PANEL HEIGHT	AVG. PANEL WIDTH	Black	Red	White	Blue	Green
6"	6 7/8"	4 5/8"			not available	not available	not available
8"	9 7/8"	6 3/4"			not available	not available	not available

OPTIMA

**ABCDEFGHIJKLMNOPQRSTUVWXYZ
1234567890., - & \$? ! /**

LETTER HEIGHT	PANEL HEIGHT	AVG. PANEL WIDTH	Black	Red	White	Blue	Green
4"	4 7/8"	4"			not available	not available	not available
6"	6 7/8"	6"			not available	not available	not available
8"	9 7/8"	8"			not available	not available	not available

MOONGLO

Be sure to order filler-blanks with your character sets.

**ABCDEFGHIJKLMNOPQRSTUVWXYZ
1234567890.,: - & ¢ \$? ! ' " " 1/4 1/2 % /**

MoonGlo® Letters

Transparent letter with silk screened black background. Letters are made with a Beveled Overlay System. These letters are priced the same as other Pronto letters. MoonGlo Letters should not be enclosed in any type of vandal proof cover as warping may occur.

LETTER HEIGHT	PANEL HEIGHT	AVG. PANEL WIDTH	Black	Red	CLEAR	Blue	Green
6"	6 7/8"	4"	not available		not available	not available	not available
8"	9 7/8"	5 1/2"	not available		not available	not available	not available

Black filler blanks also available. See page 154



IMPORTANT NOTE:
To order, you need both Letter Height and Panel Height

Pronto™ Changeable Copy, Individual and Set Pricing

LETTER HEIGHT	PANEL HEIGHT	TOTAL NUMBER OF LETTERS					SETS OF			
		1 - 149	150 - 199	200 - 399	400 - 799	800+	250 PIECES	300 PIECES	400 PIECES	800 PIECES
3"	3 3/8"	\$0.79	\$0.63	\$0.57	\$0.53	\$0.49	\$142.50	\$171.00	\$212.00	\$392.00
4	4 7/8"	0.97	0.69	0.61	0.58	0.53	152.50	183.00	232.00	424.00
6	6 7/8"	1.38	0.99	0.90	0.84	0.77	225.00	270.00	336.00	616.00
8 on 9	8 7/8"	2.20	1.57	1.40	1.31	1.20	350.00	420.00	524.00	960.00
8	9 7/8"	2.29	1.62	1.46	1.37	1.26	365.00	438.00	548.00	1008.00
10	11 7/8"	2.75	2.09	1.87	1.76	1.62	467.50	561.00	704.00	1296.00

Pronto™ Changeable Copy, Character Sets

Gemini Commercial Character Sets

EACH	100	200	250	300	400	800
E	7	14	17	21	28	56
AI	6	12	14	18	24	48
OU	5	10	12	15	20	40
LNRSTP	4	8	10	12	16	32
FGHM	3	6	7	9	12	24
BCD	3	6	7	9	12	24
JKVWYZ	2	4	5	6	8	16
Q X \$ ¢	1	2	3	3	4	8
0123456789	1	2	3	3	4	8

**YOU CAN ALSO
SPECIFY YOUR OWN
CHARACTER MIX**

Sets also available with black letters & red numbers.

Punctuation Character Sets

This set may be added to any other set.

EACH	10	20	30
& . , ! -	2	2	2
? : ; " "	0	2	2
' / \$ ¢	0	0	2
% 1/2	0	0	1

Theater Rating Symbols

	G	R	PG	PG-13	NC-17
6"	\$2.50	\$4.65		\$7.45	
8	2.70	5.05		8.20	
10	3.20	6.40		9.80	

Black & Red Only.

Español Character Sets

Available in 4", 6" & 8" Black or Red Only.

SET OF	42
Á È Í Ó Ñ Ñ	6

Not available in Moon Glo.

Individual & Set 6" Moon Glo Blank Pricing

PANEL HEIGHT	WIDTH	PRICE/EA.
6 7/8"	80 PC. SET	\$50.00
6 7/8"	100 PC. SET	62.00
6 7/8"	2 7/8"	0.60
6 7/8"	4 5/8"	0.60
6 7/8"	6	0.60
6 7/8"	12	0.80

6" Moon Glo Filler Blanks Sets

PANEL SIZE	80 PIECE SET	100 PIECE SET
6 7/8" x 2 7/8"	15	20
6 7/8" x 4 5/8"	15	20
6 7/8" x 6	20	25
6 7/8" x 12	30	35

Individual & Set 8" Moon Glo Blank Pricing

PANEL HEIGHT	WIDTH	PRICE/EA.
9 7/8"	80 PC. SET	\$92.00
9 7/8"	100 PC. SET	115.00
9 7/8"	3 5/8"	1.10
9 7/8"	5 1/2"	1.10
9 7/8"	8	1.10
9 7/8"	12	1.30
9 7/8"	16	1.30

8" Moon Glo Filler Blanks Sets

PANEL SIZE	80 PIECE SET	100 PIECE SET
9 7/8" x 3 5/8"	10	15
9 7/8" x 5 1/2"	10	10
9 7/8" x 8	15	20
9 7/8" x 12	20	25
9 7/8" x 16	25	30

Pronto™ Changeable Copy, Track & Cabinets

Pronto™ Track Pricing

TRACK ITEM	PRICE/FOOT		PRICE/STOCK PIECE		
	1' - 504'	505'+	8' PIECE	10' PIECE	12' PIECE
Acrylic Top	\$0.75	\$0.70	\$6.00	\$7.50	\$9.00
Acrylic Dual	0.80	0.75	6.40	8.00	9.60
Acrylic Bottom	0.65	0.60	5.20	6.50	7.80
Polycarbonate Top	1.30	1.25	10.40	13.00	15.60
Polycarbonate Dual	1.40	1.35	11.20	14.00	16.80
Polycarbonate Bottom	1.10	1.05	8.80	11.00	13.20
Mini Acrylic Dual*	0.65	0.60	5.20	6.50	7.80

* Mini track is designed for 3" & 4" letters only.

Acrylic track is also available in black to go with Moon Glo letters.

Pronto™ Track Rivets



SIZE	PANEL THICKNESS RANGE	RIVET LENGTH	RIVET DIAMETER	PRICE PER 100
Large	.375 - .500	.593 - .623	0.19	\$21.00

These are nylon rivets, not pop rivets. See page 157 for Pronto™ Track Installation.

Pronto™ Storage Cabinets*

LETTER SIZE	CABINET DIMENSIONS			PLAIN CABINET	WITH WHEELS
	DEPTH	WIDTH	HEIGHT		
4"	7¼"	23¾"	17½"	\$60.00	\$75.00
6"	7¼"	23¾"	17½"	60.00	75.00
8"	11½"	23¾"	20½"	88.00	110.00
10"	11½"	23¾"	20½"	88.00	110.00

*Ships as oversized (30 lbs.)
Stores approx. 300 letters



Wheeled cabinets also available.

Pronto™ Change Arms & Accessories

Pronto™ Change Arm Poles w/Head Assembly

TELESCOPING FIBERGLASS POLE	STANDARD OR SMALL	DOUBLE	LARGE	POLE ONLY
6' to 12'	\$67	\$78	\$151	\$60
6' to 18'	91	97	170	85
8' to 24'	111	117	190	100



NOTE: All Gemini Change Arms are sent out with aluminum ratchets & head assemblies.

NOTE: All change arms ship as an oversized package. (30 lbs.)

Pronto™ Change Arm Assembly and Cup Replacements

SUCTION CUPS	
2" - SMALL	\$5.40
3¾" - STANDARD	8.40
7" - LARGE	117.00



RATCHET and RECEIVER	
CAST ALUMINUM	\$4.00



Male end goes into pole and female end receives cup.

HEAD ASSEMBLY	
2" - SMALL	\$9.00
3¾" - STANDARD	12.00
3¾" - DOUBLE	30.00
7" - LARGE	120.00



Old Replacement Parts for Plastic Ratchets

RATCHET	
PLASTIC	\$25.00



Plastic ratchet requires threaded receiver shown below.

THREADED RECEIVER FOR POLE	
Receives Plastic Ratchet	\$10.00



Threaded receiver only works with plastic ratchet shown above.

Slotted Marquee Letters



Injection molded Gemini Slotted letters offer a flatter face and sharper edge. 6" letter slots are 5" on center while 8" & 10" letter slots are 7" on center. These letters for use with slotted track and slotted change arms.

Letter Height	Black	Transp. Red
6"	\$4.40	\$5.00
8	5.60	6.60
10	7.20	8.30



Snap Lok™ Marquee Letters

Snap Lok letters are available in any standard C.A.B. color. See page 175.



Snap Lok
5, 6, 8, 10, 12,
17, 24 & 31"



Snap Lok A
4, 6 & 8"




Standard B
4-1/2, 6, 8,
17 & 24"

Letter Height	Clip Spacing On Center	Price
4"	2 7/8"	\$5.30
4 1/2	3 7/8	5.60
5	4 3/8	6.50
6	4 7/8	7.50
8	7	9.70
10	7	11.20
12	7	16.30
17	7	25.30
24	7	46.00
31	7	78.60

Double clips standard on 24" and 31" letters. Custom word plates available.

12" THEATER RATING SYMBOLS	
G R X	\$26.00
PG	49.55
PG-13 NC-17	71.60
THX Dolby	32.40

Black letters on clear panel.
*Reverse style price: \$44.10



Snap Lok™ & Slotted Accessories

Snap-Lok™ Bar & Slotted Track	8'	10'	12'
Snap Lok™ clear plastic bar	\$6.80	\$8.30	\$9.60
Snap Lok™ stainless steel bar	44.00	52.50	60.00
Snap Lok™ aluminum bar	17.70	21.80	N/A
Slotted clear plastic track	6.80	8.30	9.60

Slotted Change Arms	
8' Pole	\$80.00
10' Pole	90.00
12' Pole	95.00
14' Pole	105.00
16' Pole	112.00

Bar Clips & Rivets	
Stainless Steel Bar Clips	\$0.40
Aluminum Bar Clips	0.35
Aluminum Rivets	0.35

Stainless steel bar clips are required to install stainless steel bars. Aluminum bar clips are required to install aluminum bars. Aluminum rivets are pop-rivets to use with any bar clip.

Pronto™ Track Installation

Accurate spacing is the key to a good Pronto changeable letter system. Refer to the diagram shown here to select the method of track installation you prefer and determine the total height of your sign. The use of dual track automatically spaces the rows and reduces the number of bars required. If row spacing needs to be greater use a combination of top and bottom tracks.

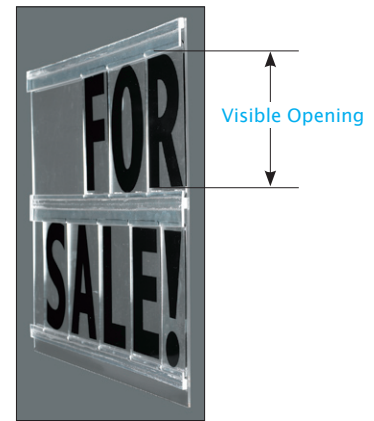
If the surface you are attaching Pronto Track onto will expand and contract at somewhat the same rate as the plastic track, installation can be done using either rivets or adhesive. Using a chalk line and level, mark the location for your first bar of track.

For a rivet installation: drill a hole through the track and background (maximum 8" center to center). To fasten track to 1/8" - 3/16" background, drill .219 diameter hole (7/32" drill bit). Insert the Pronto rivet, then push the pin to its closed position. (Drill at a minimum of 1800 RPM using a #11 drill bit with a 30° angle and 0° rake.)

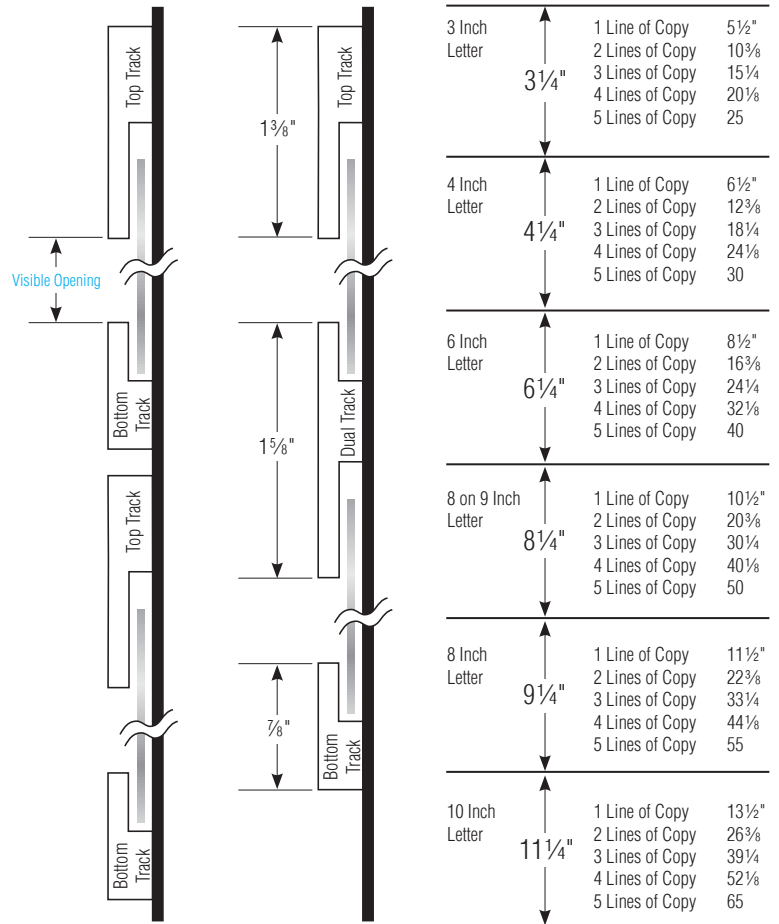
For an adhesive installation: using a syringe or bottle applicator with a thin needle tip, apply a steady line of adhesive, such as WELD-ON #3 or #4, to the back face of the bar of track. Tape in place until adhesive has set up completely.

If the surface you are attaching Pronto track onto will not expand or contract (ie. wood or metal) at the same rate as the plastic track, we recommend the following installation procedure:

1. Drill or route horizontal oblong or oversized holes in the track.
2. Using a sheet metal screw, because of its squared shoulder; put the screw in the center of the horizontal hole.
3. Do not tighten the screw. Leave it approximately 1/4 to 1/2 turn loose.
4. When all the screws are in the track you should be able to wiggle horizontally a small distance.
5. Now the track is able to expand or contract with temperature changes, and shouldn't buckle or warp.



Pronto Track Installation Options Visible Opening Chart



Mini acrylic dual track

Made specifically for 3" & 4"
Pronto Letters and locations where additional
lines of copy must fit in your space.

Track profile is only 13/16" high
See page 155 for pricing

The diagram above shows the 2 different methods of installing 2 lines of letters. The example on the left used both a Pronto Top Track and Pronto Bottom Track to increase the space between rows of letters. The example on the right uses a single bar of Pronto Dual Track. (Visible space for the letters is not drawn to scale.)

The table above will help you determine the total visible opening for your sign, based on the number of lines of text used. For example, using a 4 inch letter with a visible space of 4-1/4", the total height of a sign with 3 rows of letters will be 18-1/4". These measurements are based on using the Pronto Dual Track between rows.